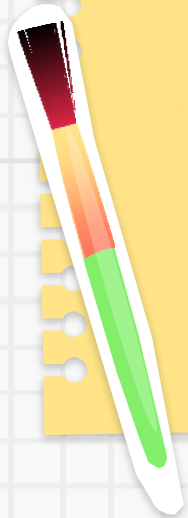




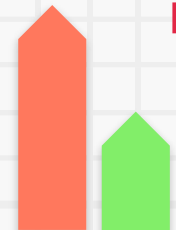
June Induction

PETNS 2024



Overview

- Staff
- School times
- Junior Infant Induction Timetable
- Introduction to Junior Infant routine / timetable
- School communication – Aladdin
- School calendar
- School policies & practices



Pre-school Transitions

- Thanks so much for forwarding pre-school passports to us.
- We visited pre-schools
- Social Story for your child in packs
- 1 to 1 visits can be scheduled if required
- ***Mo Scéal means 'my story' and the templates help to tell the story of the child's learning and development. This information will be shared with parents and, then we ask you to share it with us, your child's primary school.***
Hardcopies available if wanted

Mo Scéal: Moving from Preschool

Child's Personal Details

First name:	
Likes to be known as:	
Surname:	
Date of birth:	

Primary School and Preschool Details




Primary School child is enrolled in:	
Primary School:	
Primary School contact number:	
Primary School contact person:	
Primary School contact person:	

School Website



[CLICK HERE](#) for
link to all
documents on
the school
website

Junior Infant Staffing 2024

Ailish McKenna - Class Teacher	Lorraine Kelly - ANA
	
Aoife McGonigle - Support Teacher	
	

School Times

- School Day: Opens at 8.20am with morning supervision until 8.30am
- Classes start: 8:30am
- Junior Infants & Senior Infants: 8.30am-1.10pm
- 1st, 2nd, 3rd, 4th, 5th & 6th class: 8.30am – 2.10pm

Break Time for Infants: 09:50 - 10.10am

Lunch Time for Infants: 11.40-12.20pm

(these times include eating time)



Junior Infant Induction



Wednesday 28th August – Friday 30th August 2024:

School starts for Junior Infant pupils at 9am – 11am

Monday 2nd September – Wednesday 4th September 2024:

School starts for Junior Infant pupils at the NORMAL TIME of 8.30am – 11:30am

NEW JUNIOR INFANT PARENT COFFEE MORNING ON MONDAY 2nd @8.30am

Thursday 5th September – Friday 6th September 2024:

School starts for Junior Infant pupils at the normal time of 8.30am – 12 noon.

Monday 9th September 2024– Rest of the Year

Normal School day – 8:30am – 1:10pm



School Day – Morning Routine

- Supervised Yard opens at 8.20am.
- 8 staff supervise outdoors daily from 8.20am – 8.30am
- Staff greet children at drop off gate and supervise their entrance to the Junior yard
- Enclosed yard is supervised by staff.
- On rainy days, all classes enter the hall to the right of the main entrance. They are supervised here until their teacher collects them at 8:30am.
- Children are encouraged to line up independently as induction programme details

Afternoon Collections

Children are escorted to the gate at the Junior Yard by their class teacher. Parents wait outside the by the bike shed / front of school. Class teacher releases child to parents/known adult who is permitted to collect the child.

Late collections:

If you are going to be late collecting your child, please contact the office on 01 8272018 / info@powerstownet.com or class teacher and let them know in advance.



Collecting Your Child

- ***Permission to collect my child forms are given to all parents/guardians on first day of school.***
- Only those people listed on your child's collection form are permitted to collect your child.
- If a person who the class teacher has not met previously is collecting your child, please let the teacher know in advance.
- Any adult unknown to staff collecting children (without teacher's knowledge) will be brought to the office. Parents/Guardians will be contacted to seek approval for releasing children. Adult will also have to sign collection book & give contact details to the school.

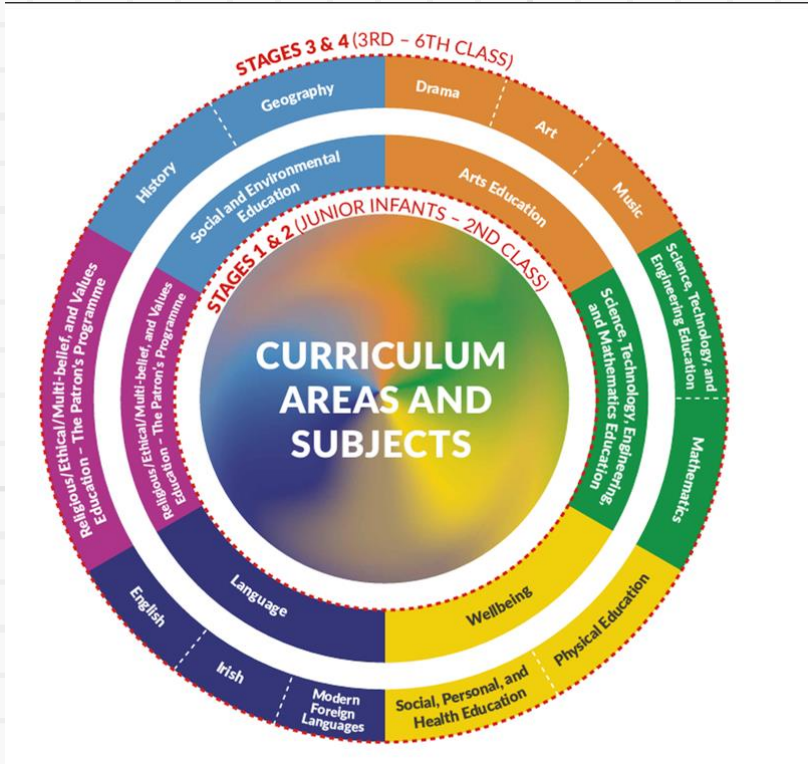
Primary Curriculum

- **Primary Language Curriculum:**
 - English & Irish (Gaeilge)
- **Mathematics**
- **Social Environmental and Scientific Education:**
 - History, Geography & Science
- **Arts Education:**
 - Visual Arts, Music, Drama
- **Physical Education**
- **Aistear Curriculum**
 - Play based, discovery learning
- **Social Personal & Health Education**
- **Ethics Curriculum:**
 - 'Learn Together Ethical Curriculum' - Updated in 2023 - Click [here](#)
 - 4 strands: Values & Ethical Perspectives, Belief Systems, An Ethical Approach to the Environment, Equality & Justice)



New Primary Curriculum Framework launched in 2023.

[Click here](#) to view



Typical Junior Infant Day

- Hang up coat, put away school bag
- Morning Meeting
- Aistear / Play based learning
- English
- *Break (10 mins to eat lunch then outside)*
- Maths, SESE, Arts, SPHE
- *Lunch and Yard (15 mins to each lunch)*
- Gaeilge, Learn Together
- Home time – Put on coats and line up



Discovery Based Learning/Play Plan

Construction

Week 1/2 - Crazy Creatures
Week 3-Construction Farm Set
Week 4- Temporary art – crazy animals
Week 5- Use bricks/Duplo to follow plan and make zoo/farm or zoo construction challenge cards?

Role Play

Week 1/2- At the Vets
Week 3- At the Vets
Week 4- At the Vets
Week 5- At the Vets

Water

Week 1/2 - Frogs and frogspawn
Week 3- none
Week 4 - none
Week 5- Sea animals

Mallable

Week 1/2- Make their pet/fav animal and write names on w/b- addition of animal cutters
Week 3- Farm animal and pets playdough mats
Week 4- Animal footprint stones and use templates to make zoo animal footprints using playdough
Week 5- Zoo animal playdough mats

Creative

Week 1/2Fabric- Make model animal
Week 3- Frogspawn printing
Week 4- Construct a pet Carrier Junk Art
Week 5- Paper Plate Lions



Small World

Week 1/2 - Farm set in tuff spot
Week 3- Farm set in tuff spot
Week 4 - Zoo in tuff spot (Homemade)
Week 5- Zoo in tuff spot (Homemade)

Writing Table

Week 1/2 -none
Week 3- Name tags for their pets (name of animal on 1 side, their name and telephone on other) templates provided with string to attach to their animal in the vet
Week 4 - Vet surgery pet detail form-need labels for symptoms and labels for treatment that they can choose
Week 5- none

Sand

Week 1/2 - Animal footprint stones-model animals and laminated animal pics- can also take rubbings with crayons and paper
Week 3-Be paleontologists- Digging for CVC word bones- write cvc words on dog biscuits, children take turns to dig for bones, read word and decide if it is a real word or nonsense word. Write on templates on clipboards.
Week 4- Dinosaurs in the sand
Week 5- Snakes and Lizards in the sand

Table Top

Week 1/2 - Animal Jigsaws- tabletop and floor
Week 3-animals shape mats using magnetic shapes and magnetic whiteboards
Week 4- Sort farm and zoo animals- cut and stick
Week 5- create own farm cut and stick and using animal stampers

Department of Education - Ready For School



gov.ie

[News](#)

[Department](#)

Publication

Ready for School

From [Department of Children, Equality, Disability, Integration and Youth](#)

Published on 15 June 2020

Last updated on 12 July 2023

1. [Free schoolbooks for all primary school pupils](#)
2. [Support your Child's Independence Skills](#)
3. [First 5 Supporting your Child's Independence](#)
4. [First 5 Transitions Postcard](#)
5. [Support your Child's Emotional](#)
6. [Sharing Information with your Child's Teacher](#)
7. [Stuff about School](#)
8. [Starting School Booklet](#)
9. [Building a Relationship with your Child's Teacher](#)
10. [School Age Childcare](#)

AT HOME...


- Remember to speak your native language!
- Ask your child about his/her day!
- Explore nursery rhymes & stories in your native language with your child.
- Encourage your child to colour using crayons, pencils, markers
- Encourage your child to cut using a scissors & paste using glue.
- Encourage your child to write about their favourite stories, cartoons, what they did during the day.

(Please note that we teach cursive writing from Junior infants)



Additional Educational Needs

- If your child has an additional needs / AIMS support, please let us now.
- If your child is seeing HSE Primary Care Team or Disability Team (CDNT) please let us know
- We will assign Continuum of Support Teacher and Additional Needs Assistant to pupils when needed





English an Additional Language

- **Reasons why home language is important** - Multilingualism is an asset! We want children to retain and develop their home language, continue reading, writing & speaking with your child in their home language. Hearing English at home from parents is not necessarily associated with faster English development.
- **School Language Questionnaire for Parents** - Information for Teachers regarding the first language your child heard, languages they speak, read or write. Some questions may be less relevant - feel free to skip these!
- **Growing our Multilingual Library!**
- **Parents involvement in school activities!** Reading home language books to children in class, bringing your home language into the class during maths week, science for fun etc.

ENGLISH language questionnaire



SCHOOL COMMUNICATION

- If you wish to contact the school please phone 01 8272018 / email info@powerstownet.com
- School contact parents via Aladdin. (At times by email, phone call, zoom)

SCHOOL APP - ALADDIN

- The school uses the Aladdin Schools software service www.aladdin.ie for administrative purposes and Connect will give you secure access to messages from the school and to details of your child's attendance, test results, reports cards etc via secure login from your internet browser or Aladdin Connect App

Aladdin Connect is a fantastic way to enhance a school's communication with parents. It enables parents to stay connected and informed about their child's education by:

- Accessing school calendar
- Accessing weekly newsletter
- Ensuring that the school has their most **up to date contact information**
- Keeping parents apprised of their child's **attendance and punctuality**
- Keeping parents up to date on **school and classroom news** via noticeboard & messages
- Allowing parents view their child's approved **report card**

DOWNLOADING THE ALADDIN APP

- App is FREE
- App is available for android and Iphones
- Access has been emailed

If anyone hasn't updated the POD information on Aladdin to do this please? Information needed to record enrolment with Department of Education.



SCHOOL POLICIES & PRACTICES

ALL SCHOOL POLICIES ARE ACCESSIBLE ON THE
SCHOOL WEBSITE

www.powerstowntnet.com



ATTENDANCE & PUNCTUALITY

1. We monitor children's attendance & punctuality daily.
2. If a child is out we ask parents to inform the school via aladdin (by phone call, email or letter)
3. Notifications are sent home regularly to inform parents of their child's attendance and reasons given to the school for absence.
4. This information is also accessible to parents via the app.
5. TESS have attendance officers who host clinics in the school for parents/guardians

We encourage parents to book all holidays or trips abroad **outside of school term time**

UNIFORM

- No school uniform.
- School tracksuit and crests are available for purchase

You can check for sizes before you leave and place order.

- Comfortable, practical clothes
- Minimal jewellery
- Suitable footwear
- Tie hair back
- Label **all** belongings



HEALTHY EATING

We have two food breaks.

Please make sure your child has water to drink

10 minute fruit & veg snack

- Manageable bite size pieces



Hot Meals at big break

The lunch bag will send out the activation codes towards the end of the summer and we will forward to you.

We aim for hot meals to start for Junior Infants on September 9th

Lunch - HOT MEALS

■ The Lunch Bag



'Empowered,
Educated Eating'



FREE TASTERS TODAY!

Tigers Breakfast & Afterschool Care ONSITE



OPENING SOON

 **POWERSTOWN E.T.N.S.**  **SEPTEMBER 2024**

**MORNING ECCE PRESCHOOL
SCHOOL-AGE CHILDCARE & CAMPS**

**CONTACT US FOR MORE
INFORMATION AND TO REGISTER
YOUR CHILD!**

 tigerschildcare.com  info@tigerschildcare.com

PARENTAL INVOLVEMENT



Informal


- Parents own skill base (art, IT, gardening, cooking)
- Enhancing learning (learning resource)
- Shared Reading & For Fun Activities
- Celebrations e.g. Diwali, Chinese New Year, Language Week, Book Week, Engineers Week
- Homework
- Coffee mornings
- Parent classes (in 2024 we had flower arranging, ESOL)
- Parent Book Clubs

PARENTAL INVOLVEMENT



Formal

- Parent Teacher Association
- Board of Management
- Fundraising initiatives
- Help on special events e.g. Musical





Any
Questions



To Do

- Enjoy the summer
- Promote independence skills
- Ask preschool to complete “Mo Scéal” form [here](#)
- Complete Language Questionnaire [here](#)
- Complete Child’s Interests Survey [here](#)

Preparing Your Child For the First Day Back in School

As schools begin to open to more children, parents and children may well be feeling anxious. Here's some ideas of how best to prepare.

Be Calm.

Your child will take their lead from you and be reassured if you are steady and matter of fact.



Be Curious.

These are strange times and their imagination may run away with them. Listen, and try not to dismiss or minimise their fears but validate how they are feeling – “it’s completely fine to feel like that at the moment” or “I can really understand why you would feel like that”



Be Positive.

Remind them of all the ways they have learnt to keep themselves safe: washing their hands regularly, sneezing and coughing into their elbow, not hugging others and staying in their own space.



Be Thankful.

Help your child think of things they are looking forward to: being with their friends, seeing their teacher, favourite activities but be mindful some of these may not be available for them



Be Supportive

Younger children particularly may struggle with separation anxiety and may become tearful, clingy or act out. Reassure them that you will miss them too and think of them through out the day. It might be helpful to draw a little heart on their wrist and one on yours too. You can call it the hug button and when they find they are missing you they can press the heart and know that you will be doing the same at home. Sometimes having a little object to remind them of you through the day helps but please check this out with your school first.



Be Prepared.

Support your child to be aware of changes that may have happened to their classroom environment since they were there last and rehearse any new routines that school may have shared. Rehearse and practice your ‘goodbye’ routine and create a ‘hello’ greeting for the end of the day for them to look forward to.